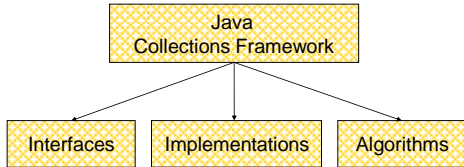


Java Collections Framework

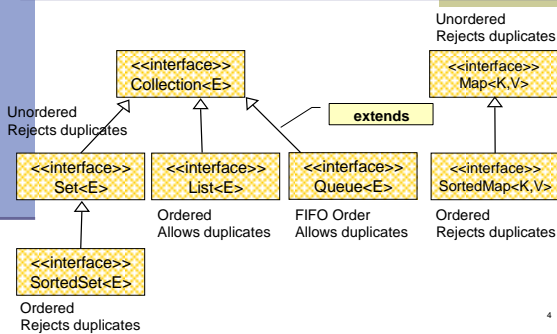
- **Collection:** a group of elements
- **Interface Based Design:**



תוכנה 1

תרגול 7 – מבני נתונים גנריים
רובי בוים ומתי שמרת

Collection Interfaces



Online Resources

- **Java 6 API Specification:**
<http://java.sun.com/javase/6/docs/api/>
 - The Collections framework in java.util
- **Sun Tutorial:**
<http://java.sun.com/docs/books/tutorial/collections/>

A Simple Example

```
Collection<String> stringCollection = ...  
Collection<Integer> integerCollection = ...
```

מבצעים ל Collection של מחזרות ושל מספרים
Collection אינו מחזיק טיפוסים פרמיטיביים, לכן נשתמש ב
Float, Double, Integer וכדומה
ראה בהמשך אילו מחלקות מממשות ממשק זה

```
stringCollection.add(7);  
integerCollection.add("world");  
stringCollection = integerCollection;
```

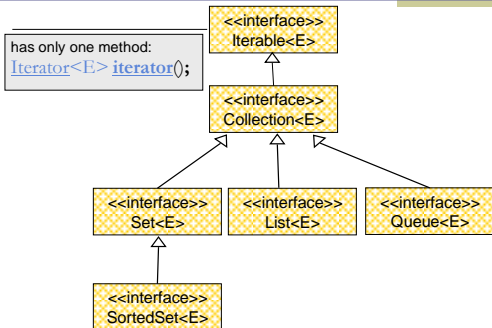
A Simple Example

```
Collection<String> stringCollection = ...  
Collection<Integer> integerCollection = ...
```

```
stringCollection.add("Hello");  
integerCollection.add(5);  
integerCollection.add(new Integer(6));
```

```
stringCollection.add(7);  
integerCollection.add("world");  
stringCollection = integerCollection;
```

Collection extends Iterable



8

A Simple Example

```
Collection<String> stringCollection = ...
Collection<Integer> integerCollection = ...
```

```
stringCollection.add("Hello");
integerCollection.add(5);
integerCollection.add(new Integer(6));

stringCollection.add(7);
integerCollection.add("world");
stringCollection = integerCollection;
```

7

Iterating over a Collection

Explicitly using an Iterator

```
for (Iterator<String> iter = stringCollection.iterator();
     iter.hasNext(); ) {
    System.out.println(iter.next());
}
```

Using foreach syntax

```
for (String str : stringCollection) {
    System.out.println(str);
}
```

10

The Iterator Interface

Provide a way to access the elements of a collection sequentially without exposing the underlying representation

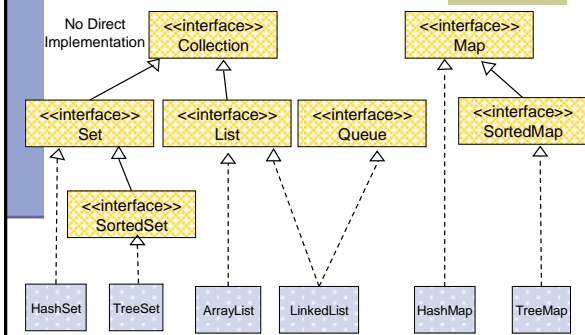
Methods:

- hasNext() - Returns true if there are more elements
- next() - Returns the next element
- remove() - Removes the last element returned by the iterator (optional operation)

Command and Query

9

General Purpose Implementations



Collection Implementations

Class Name Convention: <Data structure> <Interface>

General Purpose Implementations	Data Structures			
	Hash Table	Resizable Array	Balanced Tree	Linked List
Set	HashSet		TreeSet (SortedSet)	
Queue		ArrayDeque		LinkedList
List		ArrayList		LinkedList
Map	HashMap		TreeMap (SortedMap)	

11

Set Example

```
Set<Integer> set = new HashSet<Integer>();
set.add(3);
set.add(1);
set.add(new Integer(1));
set.add(new Integer(6));
set.remove(6);
System.out.println(set);
```

A set does not allow duplicates. It **does not** contain:

- two references to the same object
- two references to null
- references to two objects a and b such that a.equals(b)

remove() can get only **reference** as argument

Output: [1, 3] or [3, 1]

Insertion order is not guaranteed

14

List Example

```
Interface
...
List<Integer> list = new ArrayList<Integer>();
list.add(3);
list.add(1);
list.add(new Integer(1));
list.add(new Integer(6));
list.remove(list.size()-1);
System.out.println(list);
```

Implementation

List holds Integer references (auto-boxing)

List allows duplicates

Invokes list.toString()

remove() can get **index** or **reference** as argument

Output: [3, 1, 1]

Insertion order is kept

13

Map Example

```
Map<String,String> map = new HashMap<String,String>();
map.put("Dan", "03-9516743");
map.put("Rita", "09-5076452");
map.put("Leo", "08-5530098");
map.put("Rita", "06-8201124");
System.out.println(map);
```

No duplicates

Unordered

Output:

{Leo=08-5530098, Dan=03-9516743, Rita=06-8201124}

Keys (names)	Values (phone numbers)
Dan	03-9516743
Rita	06-8201124
Leo	08-5530098

16

Queue Example

```
Queue<Integer> queue = new LinkedList<Integer>();
queue.add(3);
queue.add(1);
queue.add(new Integer(1));
queue.add(new Integer(6));
queue.remove();
System.out.println(queue);
```

Elements are added at the end of the queue

remove() may have no argument – head is removed

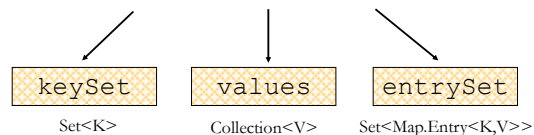
Output: [1, 1, 6]

FIFO order

15

Map Collection Views

Three views of a Map<K, V> as a collection



The Set of key-value pairs (implement Map.Entry)

18

SortedMap Example

```
SortedMap<String,String>map = new TreeMap<String,String>();
map.put("Dan", "03-9516743");
map.put("Rita", "09-5076452");
map.put("Leo", "08-5530098");
map.put("Rita", "06-8201124");
System.out.println(map);
```

lexicographic order

Output:

{Dan=03-9516743, Leo=08-5530098, Rita=06-8201124}

Keys (names)	Values (phone numbers)
Dan	03-9516743
Rita	06-8201124
Leo	08-5530098

17

Iterating Over the Keys of a Map

```
Map<String,String> map = new HashMap<String,String> ();
map.put("Dan", "03-9516743");
map.put("Rita", "09-5076452");
map.put("Leo", "08-5530098");
map.put("Rita", "06-8201124");
```

```
for (String key : map.keySet()) {
    System.out.println(key);
}
```

Output:

```
Leo
Dan
Rita
```

20

Iterating Over the Keys of a Map

```
Map<String,String> map = new HashMap<String,String> ();
map.put("Dan", "03-9516743");
map.put("Rita", "09-5076452");
map.put("Leo", "08-5530098");
map.put("Rita", "06-8201124");
```

```
for (Iterator<String> iter= map.keySet().iterator(); iter.hasNext(); ) {
    System.out.println(iter.next());
}
```

Output:

```
Leo
Dan
Rita
```

19

Iterating Over the Key-Value Pairs of a Map

```
Map<String,String> map = new HashMap<String,String> ();
map.put("Dan", "03-9516743");
map.put("Rita", "09-5076452");
map.put("Leo", "08-5530098");
map.put("Rita", "06-8201124");
```

```
for (Map.Entry<String,String> entry: map.entrySet()) {
    System.out.println(entry.getKey() + ": " + entry.getValue());
}
```

Output:

```
Leo: 08-5530098
Dan: 03-9516743
Rita: 06-8201124
```

22

Iterating Over the Key-Value Pairs of a Map

```
Map<String,String> map = new HashMap<String,String> ();
map.put("Dan", "03-9516743");
map.put("Rita", "09-5076452");
map.put("Leo", "08-5530098");
map.put("Rita", "06-8201124");
```

```
for (Iterator<Map.Entry<String,String>> iter= map.entrySet().iterator();
iter.hasNext(); ) {
    Map.Entry<String,String> entry = iter.next();
    System.out.println(entry.getKey() + ": " + entry.getValue());
}
```

Output:

```
Leo: 08-5530098
Dan: 03-9516743
Rita: 06-8201124
```

21

Sorting

```
import java.util.*;
public class Sort {
    public static void main(String args[]) {
        List<String> list = Arrays.asList(args);
        Collections.sort(list);
        System.out.println(list);
    }
}
```

import the package of List, Collections and Arrays

returns a List-view of its array argument.

lexicographic order

Arguments: A C D B

Output: [A, B, C, D]

24

Collection Algorithms

- Defined in the [Collections](#) class
- Main algorithms:
 - sort
 - binarySearch
 - reverse
 - shuffle
 - min
 - max

23

Best Practice <with generics>

- Specify an element type only when a collection is instantiated:

- `Set<String> s = new HashSet<String>();`
Interface Implementation

Works, but...

- `public void foo(HashSet<String> s) {...}`
- `public void foo(Set<String> s) {...}`
- `s.add()` invokes `HashSet.add()`

Better!

polymorphism

26

Sorting (cont.)

- Sort a `List l` by `Collections.sort(l);`
- If the list consists of `String` objects it will be sorted in lexicographic order. Why?
- `String` implements `Comparable<String>`:

```
public interface Comparable<T> {
    public int compareTo(T o);
}
```
- Error when sorting a list whose elements
 - do not implement `Comparable` or
 - are not *mutually comparable*.
- User defined comparator
 - `Collections.sort(List, Comparator);`

25