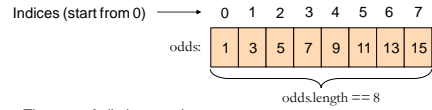


תוכנה 1

תרגול 2: מערכים ומבני בקרה
דביר נתנאלי ועל אמסטרדמר

מערכים

- **Array:** A fixed-length data structure for storing multiple values of the same type
- **Example from last week:** An array of odd numbers:



The type of all elements is int

The value of the element at index 4 is 9: odds[4] == 9

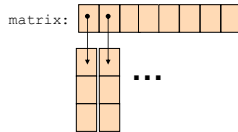
2

Array Declaration

- An array is denoted by the [] notation

- **Examples:**

- int[] odds;
- int odds[]; // legal but discouraged
- String[] names;
- int[][] matrix; // an array of arrays



3

Array Creation and Initialization

- What is the output of the following code:

```
int[] odds = new int[8];
for (int i = 0; i < odds.length; i++) {
    System.out.print(odds[i] + " ");
    odds[i] = 2 * i + 1;
    System.out.print(odds[i] + " ");
}
```

- **Output:**

0 1 0 3 0 5 0 7 0 9 0 11 0 13 0 15

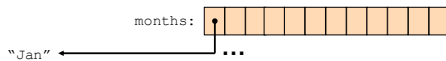
Array creation: all elements get the default value for their type (0 for int)

4

Array Creation and Initialization

- Creating and initializing small arrays with *a-priori* known values:

- int[] odds = {1,3,5,7,9,11,13,15};
- String[] months = {"Jan", "Feb", "Mar", "Apr", "May", "Jun", "July", "Aug", "Sep", "Oct", "Nov", "Dec"};



5

Loop through Arrays

- By promoting the array's index:

```
for (int i = 0; i < months.length; i++) {
    System.out.println(months[i]);
}
```

The variable month is assigned the next element in each iteration

- foreach (since Java 5.0):

```
for (String month: months) {
    System.out.println(month);
}
```

6

Operations on arrays

- The class `Arrays` provide operations on array
 - Copy
 - Sort
 - Search
 - Fill
 - ...
- [java.util.Arrays](http://docs.oracle.com/javase/6/docs/api/index.html?java/util/Arrays.html)
<http://docs.oracle.com/javase/6/docs/api/index.html?java/util/Arrays.html>

7

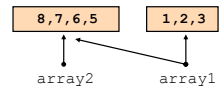
Copying Arrays

- Assume:

```
int[] array1 = {1,2,3};  
int[] array2 = {8,7,6,5};
```

- Naïve copy:

```
array1 = array2;
```



- What's wrong with this solution?

8

Copying Arrays

- `Arrays.copyOf`

- the original array
- the length of the copy

```
int[] arr1 = {1, 2, 3};  
int[] arr2 = Arrays.copyOf(arr1, arr1.length);
```

- `Arrays.copyOfRange`

- the original array
- initial index of the range to be copied, inclusive
- final index of the range to be copied, exclusive

9

Question

- What is the output of the following code:

```
int[] odds = {1, 3, 5, 7, 9, 11, 13, 15};  
int newOdds[] =  
    Arrays.copyOfRange(odds, 1, odds.length);  
for (int odd: newOdds) {  
    System.out.print(odd + " ");  
}
```

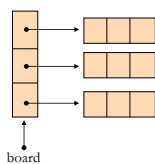
Output: 3 5 7 9 11 13 15

10

2D Arrays

- There are no 2D arrays in Java but ...
- you can build array of arrays:

```
char[][] board = new char[3][3];  
for (int i = 0; i < 3; i++)  
    board[i] = new char[3];
```



Or equivalently:
`char[][] board = new char[3][3];`

11

2D Arrays

- Building a multiplication table:

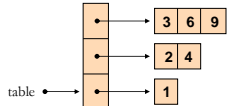
```
int[][] table = new int[10][10];  
for (int i = 0 ;i < 10 ;i++) {  
    for (int j = 0 ;j < 10 ;j++) {  
        table[i][j] = (i+1) * (j+1);  
    }  
}
```

12

2D Arrays

- A more compact table:

```
int[][] table = new int[10][];
for (int i = 0; i < 10; i++) {
    table[i] = new int[i + 1];
    for (int j = 0; j <= i; j++) {
        table[i][j] = (i + 1) * (j + 1);
    }
}
```



13

Fibonacci

- Fibonacci series

1, 1, 2, 3, 5, 8, 13, 21, 34

- Definition:

- fib(0) = 1
- fib(1) = 1
- fib(n) = fib(n-1) + fib(n-2)



en.wikipedia.org/wiki/Fibonacci_number

If-Else Statement

```
public class Fibonacci {
    ...
    /** Returns the n-th Fibonacci element */
    public static int computeElement(int n) {
        if (n==0)
            return 1;
        else if (n==1)
            return 1;
        else
            return computeElement(n-1) + computeElement(n-2);
    }
}
```

Assumption:
n ≥ 0

Can be removed

15

Switch Statement

```
public class Fibonacci {
    ...
    /** Returns the n-th Fibonacci element */
    public static int computeElement(int n) {
        switch(n) {
            case 0:
                return 1;
            case 1:
                return 1;
            default:
                return computeElement(n-1) + computeElement(n-2);
        }
    }
}
```

Assumption:
n ≥ 0

can be placed outside the switch

16

Switch Statement

```
public class Fibonacci {
    ...
    /** Returns the n-th Fibonacci element */
    public static int computeElement(int n) {
        switch(n) {
            case 0:
                return 1;
            case 1:
                return 1;
            break;
            default:
                return computeElement(n-1) + computeElement(n-2);
        }
    }
}
```

Assumption:
n ≥ 0

Compilation Error:
Unreachable Code

17

Iterative Fibonacci

- A loop instead of a recursion

```
static int computeElement(int n) {
    if (n == 0 || n == 1)
        return 1;

    int prev = 1;
    int prevPrev = 1;
    int curr;

    for (int i = 2; i < n; i++) {
        curr = prev + prevPrev;
        prevPrev = prev;
        prev = curr;
    }

    curr = prev + prevPrev;
    return curr;
}
```

Assumption:
n ≥ 0



18

נתונים במקום חישוב

- בתרגום רקורסיה ללולאה אנו משתמשים במשתני עזר לשמירת המצב `prevPrev-i curr, prev`
- הלולאה "זוכרת" את הנקודה שבה אנו נמצאים בתהליך החישוב
- דיון: יעילות לעומת פשטות.
- עיקרון ה-KISS (keep it simple stupid)
- תרגיל: כתבו את השירות `computeElement` בעזרת `prevPrev-i prev` בלבד (לא `curr`)

19

For Loop

- Printing the first n elements:

```
public class Fibonacci {
    public static int computeElement(int n) {
        ...
    }

    public static void main(String[] args) {
        for(int i = 0; i < 10; i++) {
            System.out.println(computeElement(i));
        }
    }
}
```

It is better to use args[0]

20

מודולריות, שכפול קוד ויעילות

- יש כאן חוסר יעילות מסוים:
- לולאת ה-`for` חוזרת גם ב-`main` וגם ב-`computeElement`. לכאורה, במעבר אחד ניתן גם לחשב את האברים וגם להדפיס אותם
- כמו כן כדי לחשב איבר בסדרה איננו משתמשים ב-תוצאות שכבר חישבנו (של אברים קודמים) ומתחילים כל חישוב מתחילתו

21

מודולריות, שכפול קוד ויעילות

- מתודה (פונקציה) צריכה לעשות דבר אחד בדיוק!
- ערב של חישוב והדפסה פוגע במודולריות (מדוע?)
- הזיהור משכפול קוד!
- קטע קוד דומה המופיע בשתי פונקציות שונות יגרם במוקדם או במאוחר לבאג בתוכנית (מדוע?)
- את בעיית היעילות (הוספת מנגנון memoization) אפשר לפתור בעזרת מערכים (תרגיל)

22

for vs. while

- The following two statements are almost equivalent:

```
for(int i = 0 ; i < n ; i++)
    System.out.println(computeElement(i));

int i=0;
while (i < n) {
    System.out.println(computeElement(i));
    i++;
}
```

Variable i is not defined outside the for block.

23

while vs. do while

- The following two statements are equivalent if and only if $n > 0$:

```
int i=0;
while (i < n) {
    System.out.println(computeElement(i));
    i++;
}

int i=0;
do {
    System.out.println(computeElement(i));
    i++;
} while (i < n);
```

works since $n \geq 1$.

24