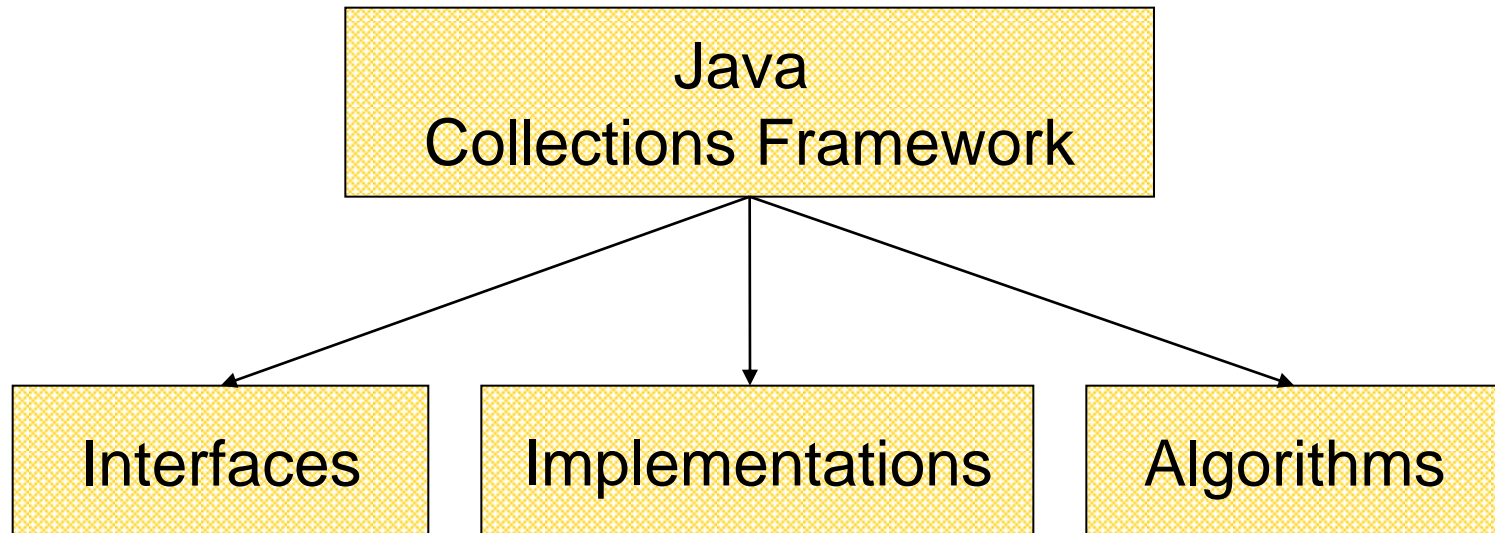


# תוכנה 1

תרגול 8 – מבני נתונים גנריים

# Java Collections Framework

- **Collection:** a group of elements
- Interface Based Design:



# Online Resources

---

- Java 7 API Specification:

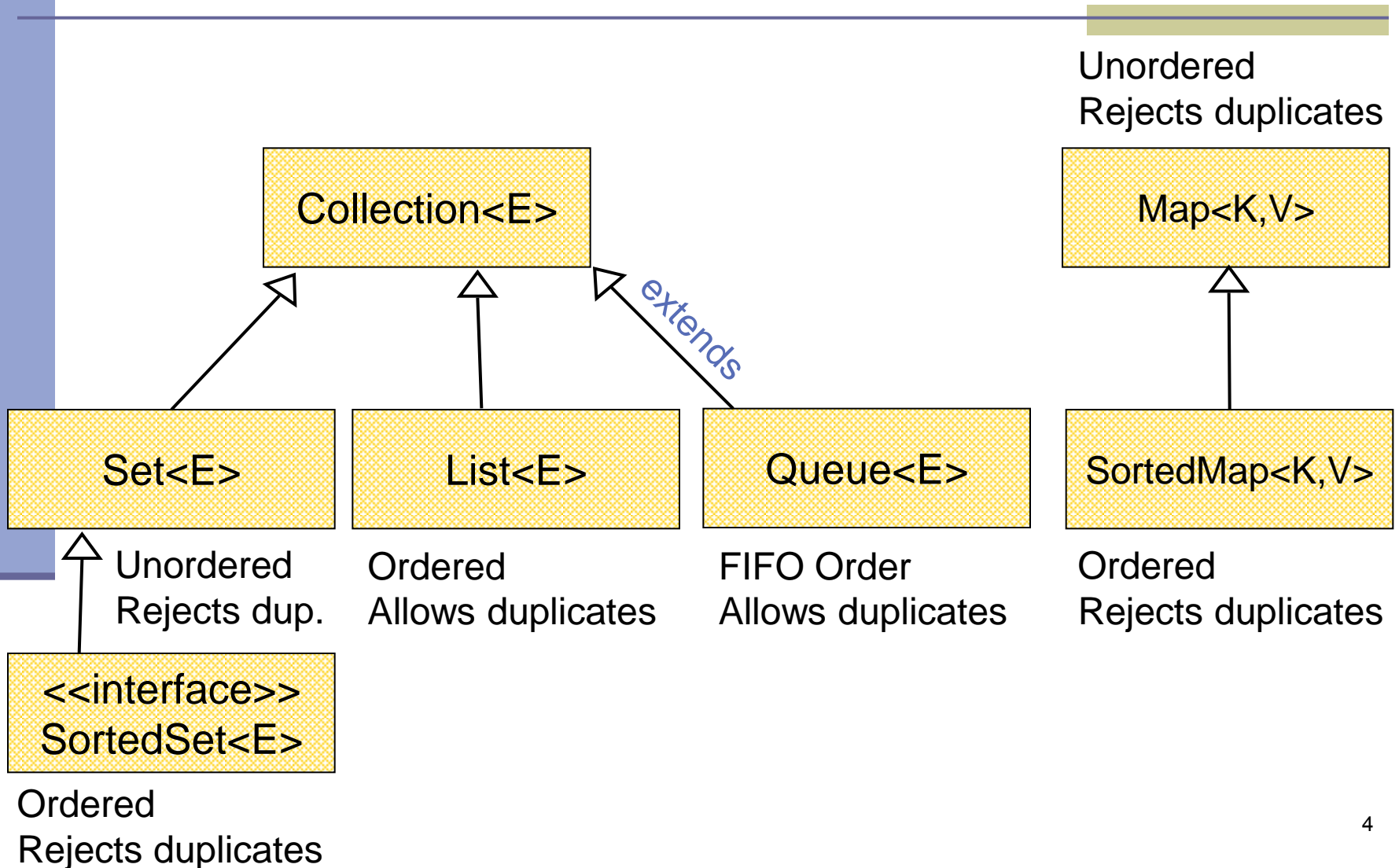
  - <http://docs.oracle.com/javase/7/docs/api/>

    - The Collections framework is in [java.util](#)

- Oracle Tutorial:

  - <http://docs.oracle.com/javase/tutorial/collections/>

# Collection Interfaces



# A Simple Example

```
Collection<String> stringCollection = ...  
Collection<Integer> integerCollection = ...
```

```
stringCollection.add("Hello");  
integerCollection.add(5);  
integerCollection.add(new Integer(6));
```

```
stringCollection.add(7);  
integerCollection.add("world");  
stringCollection = integerCollection;
```

# A Simple Example

```
Collection<String> stringCollection = ...
```

```
Collection<Integer> integerCollection = ...
```

```
stringCollection
```

```
integerCollection
```

```
integerCollection
```

- מצביעים ל Collection של מחרוזות ושל מספרים
- Collection אינו מחזיק טיפוסים פרימיטיביים, לכן נשתמש ב Float ,Double ,Integer וכדומה
- נראה בהמשך אילו מחלקות מממשות מנשק זה

```
stringCollection.add(7);
```

```
integerCollection.add("world");
```

```
stringCollection = integerCollection;
```

# A Simple Example

---

```
Collection<String> stringCollection = ...  
Collection<Integer> integerCollection = ...
```

```
stringCollection.add("Hello");
```

```
integerCollection.add(5);
```

```
integerCollection.add(new Integer(6));
```

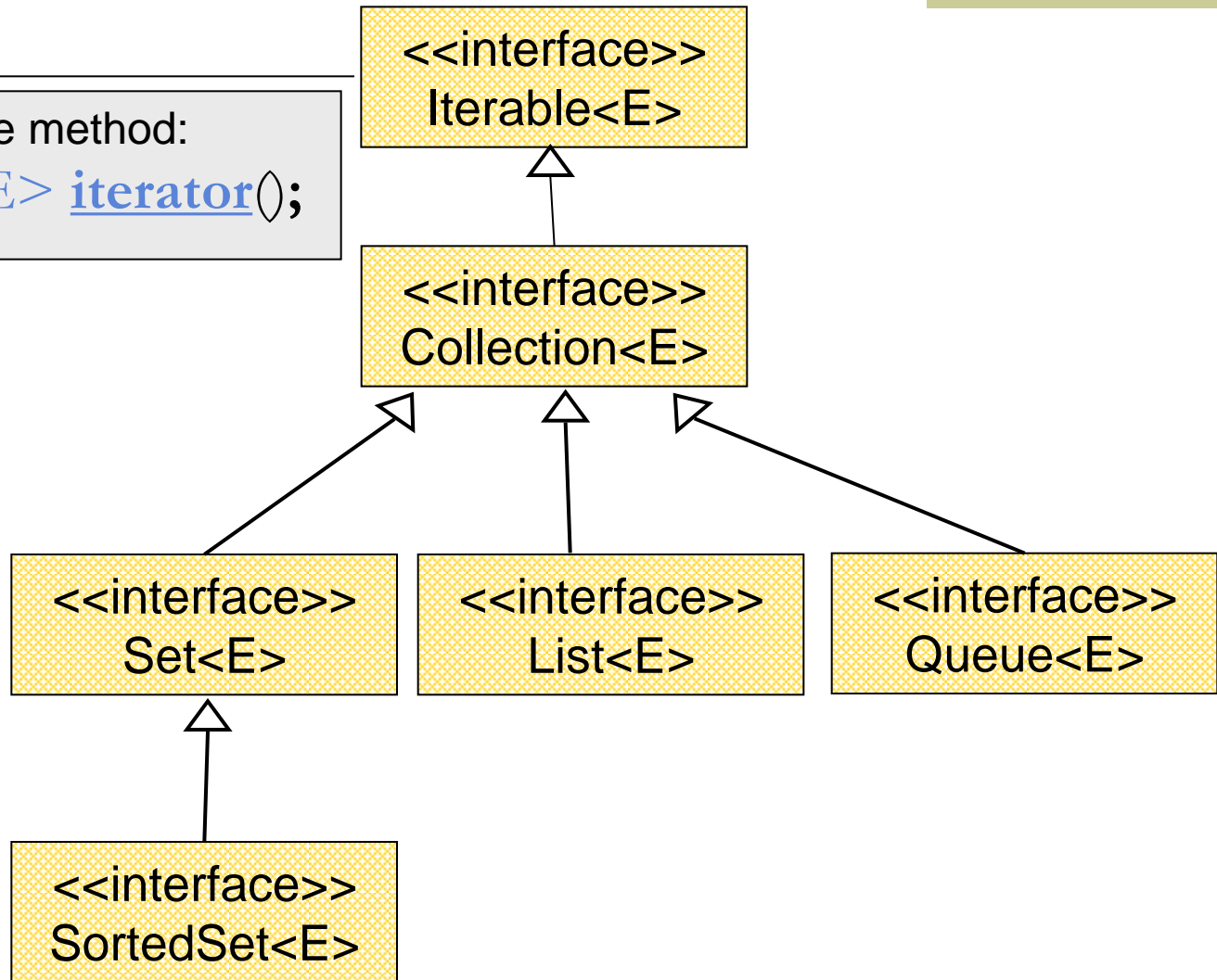
```
stringCollection.add(7);
```

```
integerCollection.add("world");
```

```
stringCollection = integerCollection;
```

# Collection extends Iterable

has only one method:  
`Iterator<E> iterator();`





# The Iterator Interface

- Provide a way to access the elements of a collection sequentially without exposing the underlying representation
- Methods:
  - `hasNext()` - Returns true if there are more elements
  - `next()` - Returns the next element
  - `remove()` - Removes the last element returned by the iterator (optional operation)

# Iterating over a Collection

## ■ Explicitly using an Iterator

```
for (Iterator<String> iter = stringCollection.iterator();  
     iter.hasNext(); ) {  
    System.out.println(iter.next());  
}
```

## ■ Using foreach syntax

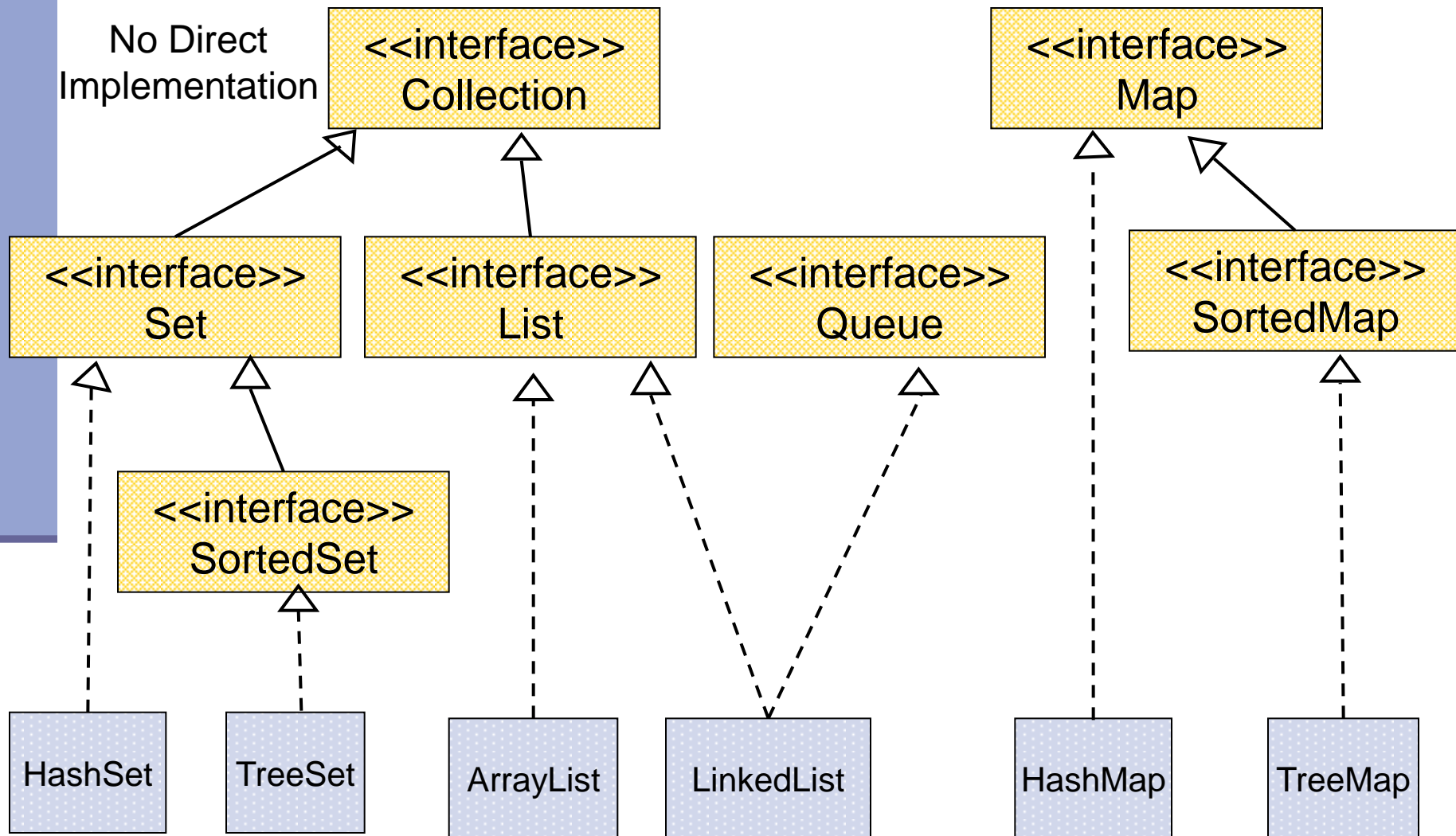
```
for (String str : stringCollection) {  
    System.out.println(str);  
}
```

# Collection Implementations

- Class Name Convention: <Data structure> <Interface>

General Purpose Implementations		Data Structures			
		Hash Table	Resizable Array	Balanced Tree	Linked List
Interfaces	Set	HashSet		TreeSet (SortedSet)	
	Queue		ArrayDeque		LinkedList
	List		ArrayList		LinkedList
	Map	HashMap		TreeMap (SortedMap)	

# General Purpose Implementations



Interface

# List Example

```
List<Integer> list = new ArrayList<Integer>();  
list.add(3);  
list.add(1);  
list.add(new Integer(1));  
list.add(new Integer(6));  
list.remove(list.size()-1);  
System.out.println(list);
```

Implementation

List holds  
Integer  
references  
(auto-boxing)

List allows  
duplicates

Invokes  
List.toString(  
)

remove() can get  
*index* or *reference*  
as argument

Output:  
[3, 1, 1]

Insertion  
order is kept

# Set Example

```
Set<Integer> set = new HashSet<Integer> ();  
set.add(3);  
set.add(1);  
set.add(new Integer(1));  
set.add(new Integer(6));  
set.remove(6);  
System.out.println(set);
```

A set does not allow duplicates. It **does not** contain:

- two references to the same object
- two references to null
- references to two objects a and b such that a.equals(b)

remove() can get only *reference* as argument

Output: [1, 3] or [3, 1]

Insertion order is not guaranteed

# Queue Example

```
Queue<Integer> queue = new LinkedList<Integer> ();  
queue.add(3);  
queue.add(1);  
queue.add(new Integer(1));  
queue.add(new Integer(6));  
queue.remove();  
System.out.println(queue);
```

Elements are added  
at the end of the  
queue

remove() may  
have no argument –  
head is removed

Output: [1, 1, 6]

FIFO order

# Map Example

```
Map<String,String> map = new HashMap<String,String>();  
map.put("Dan", "03-9516743");  
map.put("Rita", "09-5076452");  
map.put("Leo", "08-5530098");  
map.put("Rita", "06-8201124");  
System.out.println(map);
```

No duplicates

Unordered

**Output:**

```
{Leo=08-5530098, Dan=03-9516743, Rita=06-8201124}
```

Keys (names)	Values (phone numbers)
Dan	03-9516743
Rita	06-8201124
Leo	08-5530098



# SortedMap Example

```
SortedMap <String,String>map = new TreeMap<String,String> ();  
map.put("Dan", "03-9516743");  
map.put("Rita", "09-5076452");  
map.put("Leo", "08-5530098");  
map.put("Rita", "06-8201124");  
System.out.println(map);
```

lexicographic order

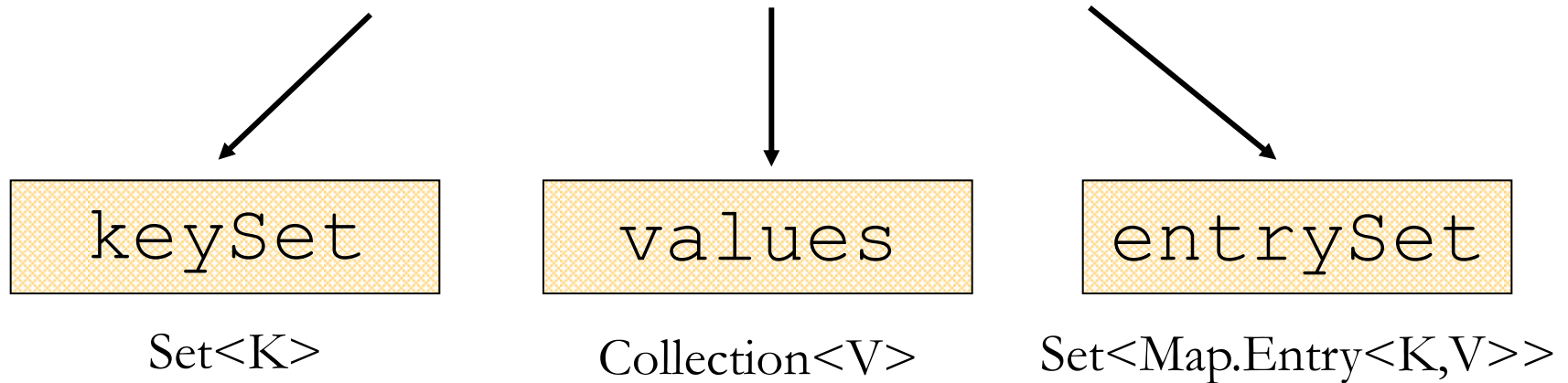
**Output:**

```
{Dan=03-9516743, Leo=08-5530098, Rita=06-8201124}
```

Keys (names)	Values (phone numbers)
Dan	03-9516743
Leo	08-5530098
Rita	06-8201124

# Map Collection Views

Three views of a `Map<K, V>` as a collection



The Set of key-value pairs  
(implement `Map.Entry`)

# Iterating Over the Keys of a Map

```
Map<String,String> map = new HashMap<String,String> ();
map.put("Dan", "03-9516743");
map.put("Rita", "09-5076452");
map.put("Leo", "08-5530098");
map.put("Rita", "06-8201124");

for (Iterator<String> iter= map.keySet().iterator(); iter.hasNext();) {
    System.out.println(iter.next());
}
```

Output:

- Leo
- Dan
- Rita

# Iterating Over the Keys of a Map

```
Map<String,String> map = new HashMap<String,String> ();
map.put("Dan", "03-9516743");
map.put("Rita", "09-5076452");
map.put("Leo", "08-5530098");
map.put("Rita", "06-8201124");

for (String key : map.keySet()) {
    System.out.println(key);
}
```

Output:            Leo  
                      Dan  
                      Rita

# Iterating Over the Key-Value Pairs of a Map

```
Map<String,String> map = new HashMap<String,String>();
map.put("Dan", "03-9516743");
map.put("Rita", "09-5076452");
map.put("Leo", "08-5530098");
map.put("Rita", "06-8201124");

for (Iterator<Map.Entry<String,String>> iter= map.entrySet().iterator();
     iter.hasNext();) {
    Map.Entry<String,String> entry = iter.next();
    System.out.println(entry.getKey() + ": " + entry.getValue());
}
```

Output:            Leo: 08-5530098  
                      Dan: 03-9516743  
                      Rita: 06-8201124

# Iterating Over the Key-Value Pairs of a Map

```
Map<String,String> map = new HashMap<String,String> ();
map.put("Dan", "03-9516743");
map.put("Rita", "09-5076452");
map.put("Leo", "08-5530098");
map.put("Rita", "06-8201124");

for (Map.Entry<String,String> entry: map.entrySet()) {
    System.out.println(entry.getKey() + ": " + entry.getValue());
}
```

Output:            Leo: 08-5530098  
                      Dan: 03-9516743  
                      Rita: 06-8201124

# Collection Algorithms

---

- Defined in the Collections class
- Main algorithms:
  - sort
  - binarySearch
  - reverse
  - shuffle
  - min
  - max

# Sorting

```
import java.util.*;
```

```
public class Sort {  
    public static void main(String args[]) {  
        List<String> list = Arrays.asList(args);  
        Collections.sort(list);  
        System.out.println(list);  
    }  
}
```

import the package of  
List, Collections  
and Arrays

returns a List-view of  
its array argument.

Arguments: A C D B

Output: [A, B, C, D]

lexicographic  
order



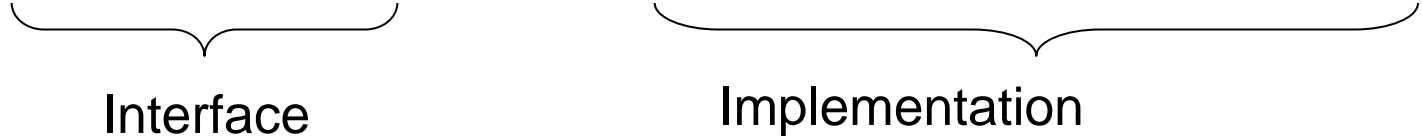
# Sorting (cont.)

- Sort a List l by `Collections.sort(l);`
- If the list consists of `String` objects it will be sorted in lexicographic order. Why?
- `String` implements `Comparable<String>`:

```
public interface Comparable<T> {  
    public int compareTo(T o);  
}
```
- Error when sorting a list whose elements
  - do not implement `Comparable` or
  - are not *mutually comparable*.
- User defined comparator
  - `Collections.sort(List, Comparator);`

# Best Practice <with generics>

- Specify an element type only when a collection is instantiated:

- `Set<String> s = new HashSet<String>();`  


Works, but...

- `public void foo(HashSet<String> s) {...}`
- `public void foo(Set<String> s) {...}`
- `s.add()` invokes `HashSet.add()`

Better!

polymorphism