

## השמישת סביבת העבודה הביתית

1. הורידו והתקינו את גרסת ה- java הרלוונטית

<http://www.oracle.com/technetwork/java/javase/downloads/jdk8-downloads-2133151.html>

### Java SE Development Kit 8u301

Java SE subscribers will receive JDK 8 updates until at least December of 2030.

#### The Oracle JDK 8 license changed in April 2019

The Oracle Technology Network License Agreement for Oracle Java SE is substantially different from prior Oracle JDK licenses. This license permits certain uses, such as personal use and development use, at no cost -- but other uses authorized under prior Oracle JDK licenses may no longer be available. Please review the terms carefully before downloading and using this product. FAQs are available here.

Commercial license and support are available for a low cost with Java SE Subscription.

JDK 8 software is licensed under the Oracle Technology Network License Agreement for Oracle Java SE.

JDK 8u301 checksum

Documentation Download

Linux macOS Solaris Windows


Product/file description	File size	Download
ARM 64 RPM Package	59.15 MB	<a href="#">jdk-8u301-linux-aarch64.rpm</a>
ARM 64 Compressed Archive	70.84 MB	<a href="#">jdk-8u301-linux-aarch64.tar.gz</a>
ARM 32 Hard Float ABI	73.55 MB	<a href="#">jdk-8u301-linux-arm32-vfp-hflt.tar.gz</a>
x86 RPM Package	109.49 MB	<a href="#">jdk-8u301-linux-i586.rpm</a>

2. הורידו Eclipse (<http://www.eclipse.org/downloads>). פירושו את קובץ הזיפ והפעילו את הקובץ eclipse.exe שנמצא תחתיו.

## Eclipse Downloads

Packages Developer Builds

Eclipse Kepler (4.3.1) SR1 Packages for Windows



**Eclipse Standard 4.3.1**, 199 MB  
Downloaded 542,413 Times [Other Downloads](#)

The Eclipse Platform, and all the tools needed to develop and debug it: Java and Plug-in Development Tooling, Git and CVS...

[Windows 32 Bit](#)  
[Windows 64 Bit](#)

### Package Solutions


Filter Packages



**Eclipse IDE for Java EE Developers**, 247 MB  
Downloaded 262,994 Times

Tools for Java developers creating Java EE and Web applications, including a Java IDE, tools for Java EE, JPA, JSF, Mylyn...

[Windows 32 Bit](#)  
[Windows 64 Bit](#)

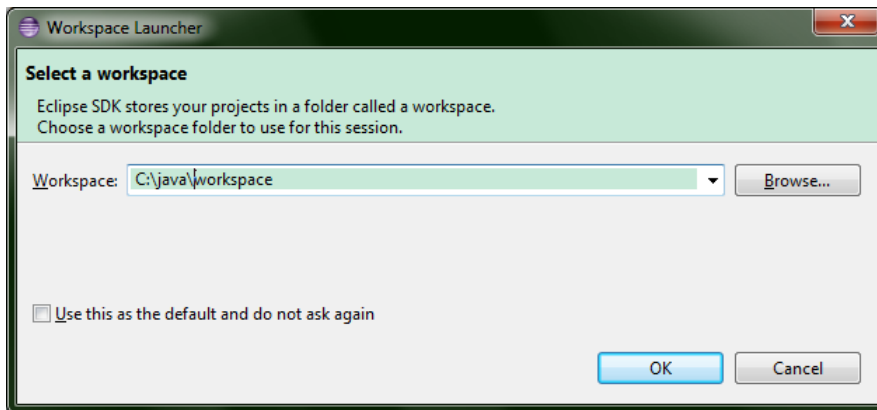


**Eclipse IDE for Java Developers**, 151 MB  
Downloaded 124,069 Times

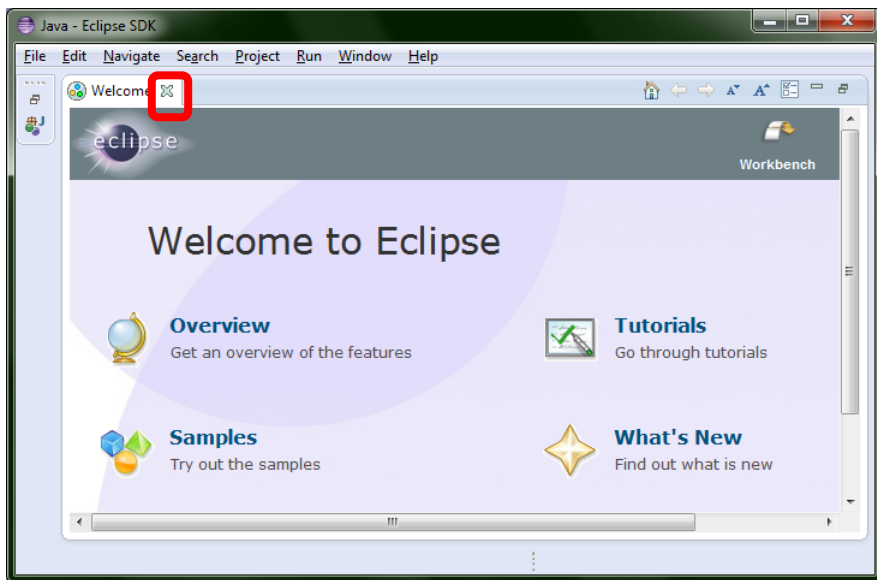
The essential tools for any Java developer, including a Java IDE, a CVS client, Git client, XML Editor, Mylyn, Maven integration...

[Windows 32 Bit](#)  
[Windows 64 Bit](#)

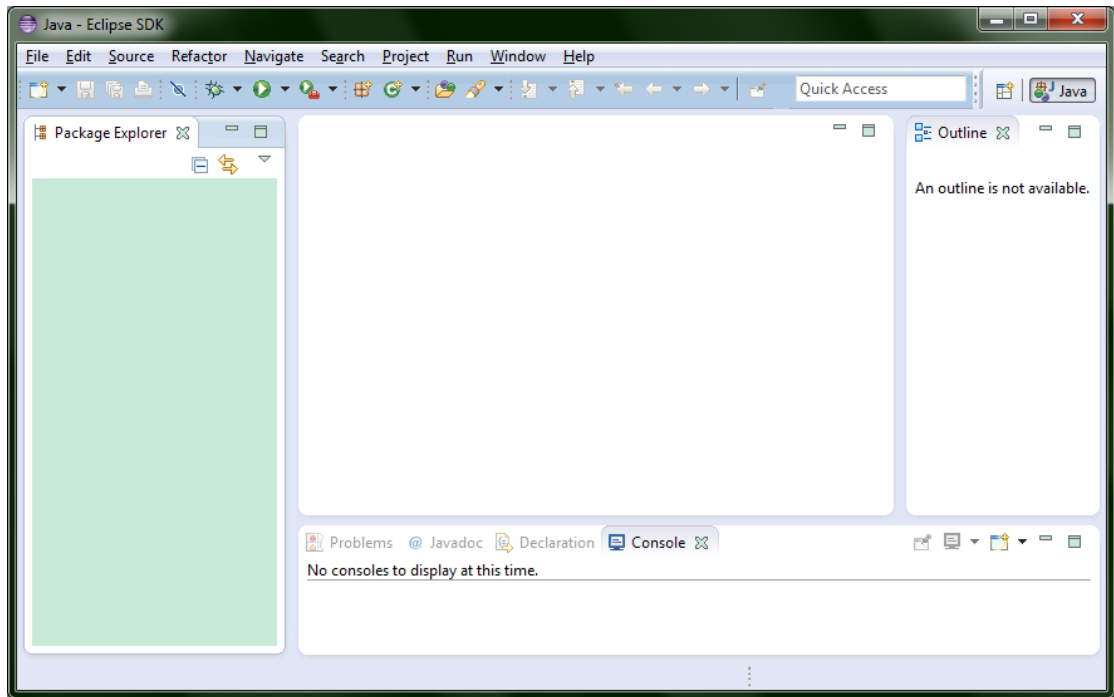
3. בחרו את המיקום שבו יישבו כל פרוייקטי ה- java שלכם, ה-workspace



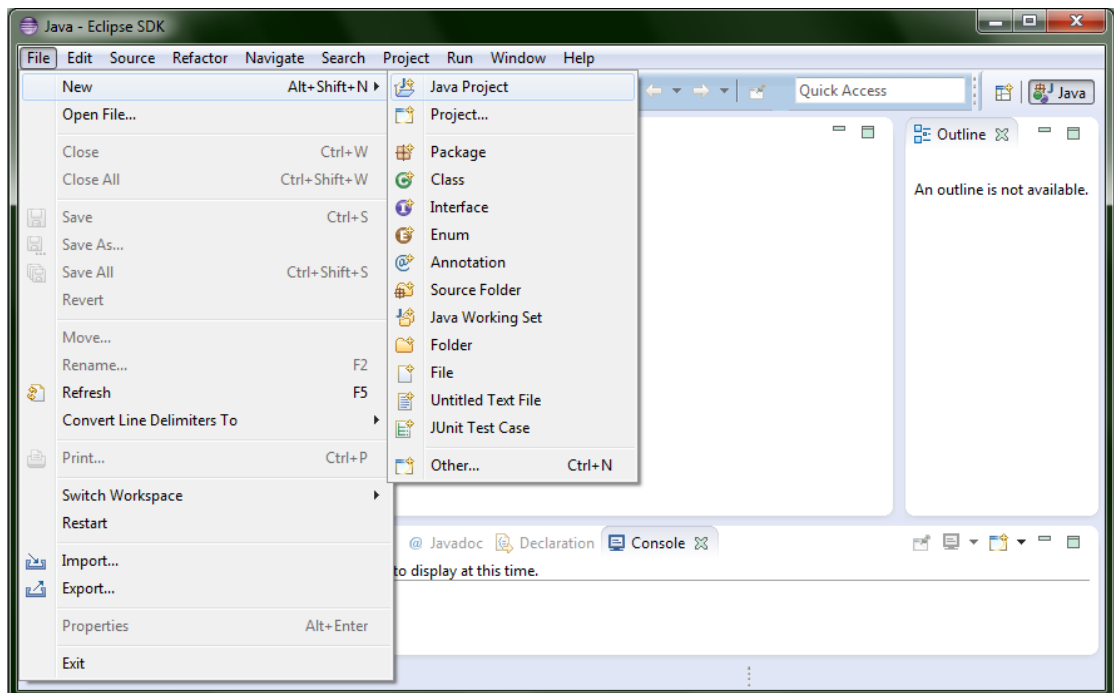
4. סיגרו את חלון ה- welcome



5. החלון של Eclipse ייראה בערך כך:



6. כעת נדגים יצירת פרויקט חדש.



### Create a Java Project

Create a Java project in the workspace or in an external location.



Project name: HelloWorld

Use default location

Location: C:\Users\user\workspace\HelloWorld

Browse...

#### JRE

Use an execution environment JRE:

JavaSE-1.8

Use a project specific JRE:

jdk1.8.0\_65

Use default JRE (currently 'jdk1.8.0\_65')

[Configure JREs...](#)

#### Project layout

Use project folder as root for sources and class files

Create separate folders for sources and class files

[Configure default...](#)

#### Working sets

Add project to working sets

New...

Working sets:

Select...

**i** The default compiler compliance level for the current workspace is 1.7. The new project will use a project specific compiler compliance level of 1.8.



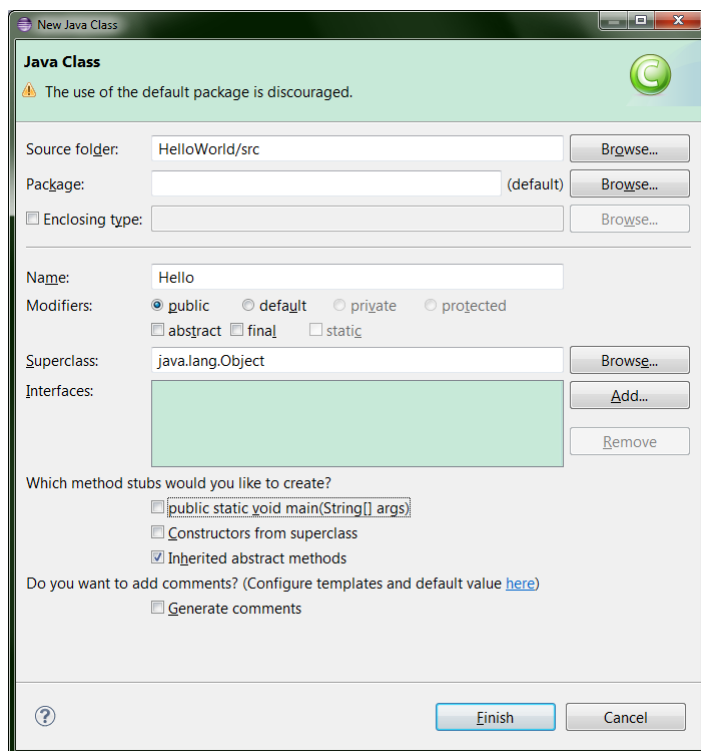
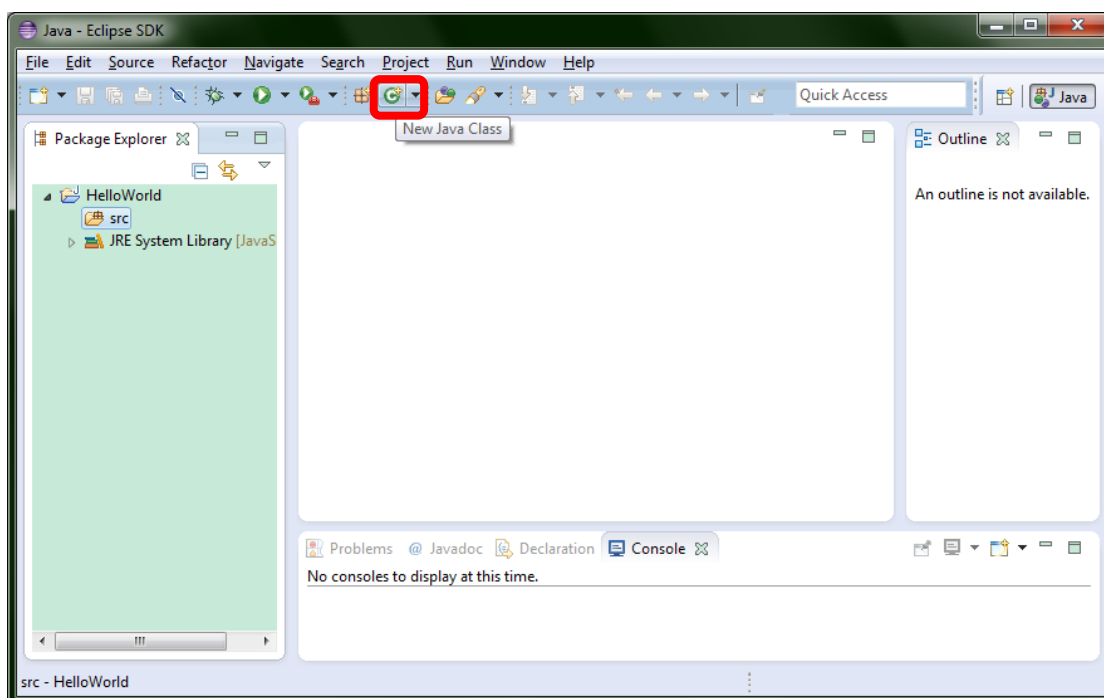
< Back

Next >

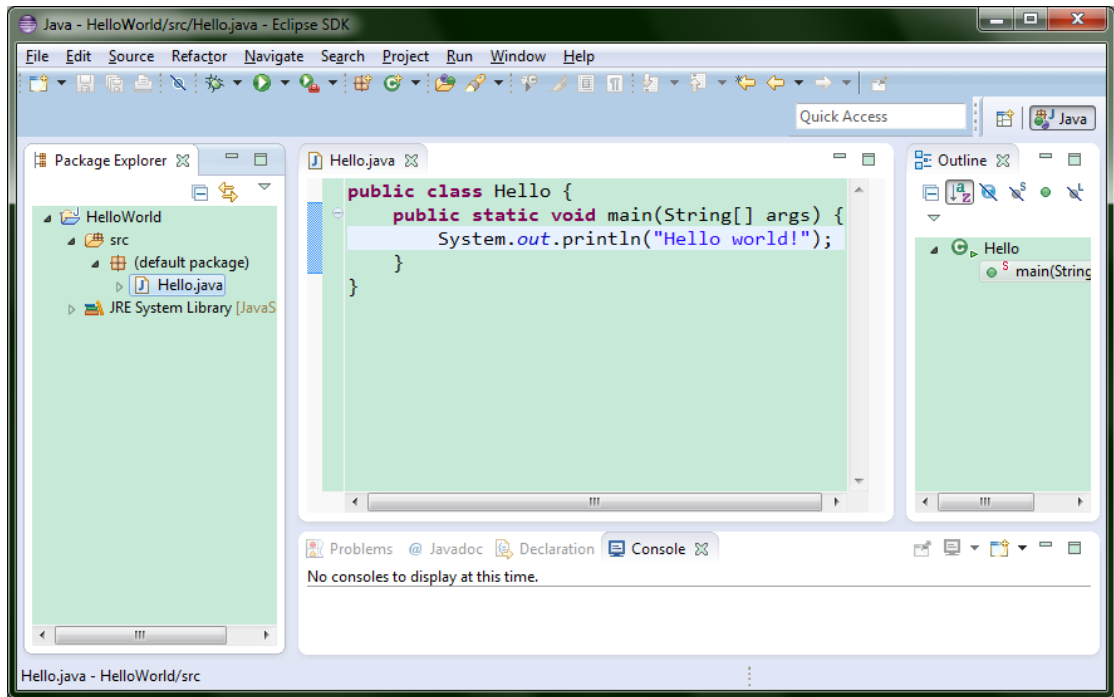
Finish

Cancel

8. יצירת מחלקה חדשה



9. כתבו את הקוד הבא לניסיון.



10. הריצו ע"י לחיצה על הכפתור המסומן או דרך `Run > Run As > Java Application`. הפלט יופיע בחלון ה-console (במקרה זה, בצד התחתון של ה-Eclipse).

