

Cassandra Java Driver

Big Data Systems

Dr. Rubi Boim

Cassandra driver

- Open source —> more than 1...
Java, Python, Ruby, C#, Nodejs, PHP, C++, Scala and many more
- Just for Java there are more than 5 different vendors
- We will use Datastax's version
built in support for AstraDB's security API

Datastax Java Driver

- Previously there were 2 versions
 - OSS - Cassandra
 - DSE - Datastax Enterprise
- Today there is a single driver (OSS) that supports Cassandra, Datastax Enterprise and AstraDB

<https://github.com/datastax/java-driver>

Installing the driver - option 1

- Using Maven

```
<dependency>  
  <groupId>com.datastax.oss</groupId>  
  <artifactId>java-driver-core</artifactId>  
  <version>${driver.version}</version>  
</dependency>
```

```
<dependency>  
  <groupId>com.datastax.oss</groupId>  
  <artifactId>java-driver-query-builder</artifactId>  
  <version>${driver.version}</version>  
</dependency>
```

```
<dependency>  
  <groupId>com.datastax.oss</groupId>  
  <artifactId>java-driver-mapper-runtime</artifactId>  
  <version>${driver.version}</version>  
</dependency>
```

Installing the driver - option 2

- Manually install OSS JARs
and their dependencies
- For HW2 all the JARs will be provided
you can use Maven if you prefer

CqlSession

- The main entry point of the driver
- Holds the state and the connections to the cluster
with built in connection pool
- Executes queries
- Thread safe

CqlSession - usage (1)

Connection to AstraDB example

```
CqlSession session = CqlSession.builder()  
    .withCloudSecureConnectBundle(Paths.get(pathAstraDBBundleFile))  
    .withAuthCredentials(username, password)  
    .withKeyspace(keyspace)  
    .build();
```

```
// finally (when the server terminate, NOT after a single query)  
session.close();
```

RTFM <https://github.com/datastax/java-driver/tree/4.x/manual/core>

CqlSession - usage (2)

- Create one session per application

```
// Anti-pattern: creating two sessions doubles the number of TCP connections
// opened by the driver
CqlSession session1 = CqlSession.builder().withKeyspace(...).build();
CqlSession session2 = CqlSession.builder().withKeyspace(...).build();
```


CqlSession - execute

- Executes a **statement** (query)
- Returns a ResultSet
- Sync/Async

Statement

- **SimpleStatement** (created from String)
- **BoundStatement** (created from PreparedStatement)
- **BatchStatement**

CqlSession - execute (example 1)

```
// simple queries
```

```
session.execute("INSERT INTO users(user_id,name) VALUES(123,'Rubi')");
```

```
// this is alias for
```

```
session.execute(SimpleStatement.newInstance(  
    "INSERT INTO users(user_id,name) VALUES(123,'Rubi')");
```

CqlSession - execute (example 2)

```
// simple queries with placeholders  
session.execute("INSERT INTO users(user_id,name) VALUES(?,?)",  
                123, 'Rubi');
```

CqlSession - execute (example 3)

```
// simple query with results  
ResultSet rs = session.execute("SELECT * FROM users WHERE user_id=?", 123);
```

ResultSet

- An iterable over `Row` objects
- `One()` - Returns the next element, or null if exhausted
- Initialized to a “row before”

ResultSet - example (1)

```
// simple query with a "single row" result  
ResultSet rs = session.execute("SELECT count(*) FROM users WHERE user_id=?", 123);  
  
Row row = rs.one();  
System.out.println(row.getInt(0));
```



See the table in a few slides for the complete mapping

ResultSet - example (2)

```
// simple query with a multi rows
```

```
ResultSet rs = session.execute("SELECT * FROM users");
```

```
for (Row row : rs) {
```

```
    System.out.println(row.getInt(0) + " -- " + row.getString("name"));
```

```
}
```

Java iterator

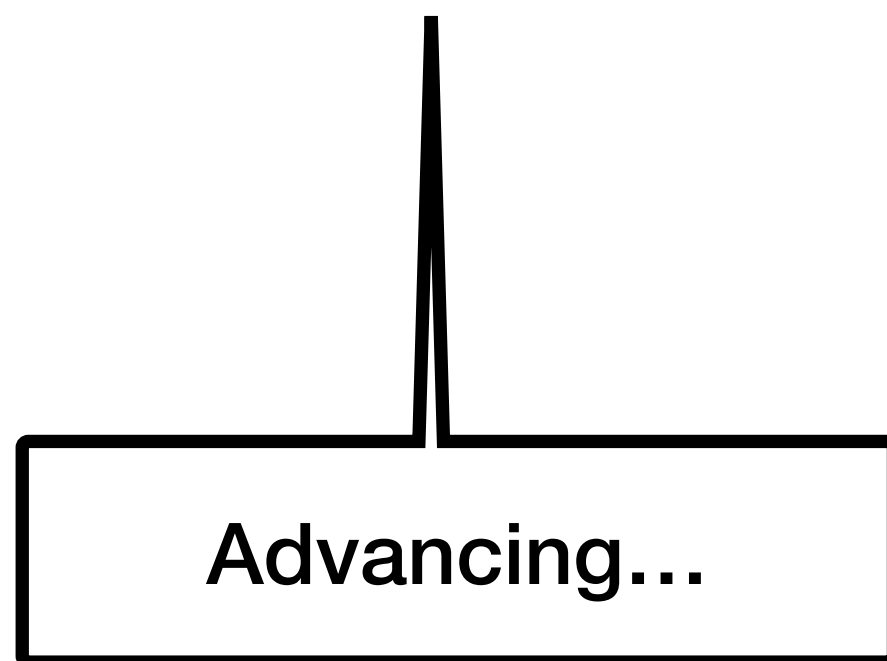
Column by "location"

Column by name

ResultSet - example (3)

```
// simple query with a multi rows
ResultSet rs = session.execute("SELECT * FROM users");

Row row = rs.one();
while (row != null) {
    System.out.println(row.getInt(0) + " -- " + row.getString("name"));
    row = rs.one();
}
```



ResultSet - CQL to Java mapping (1)

CQL3 data type	Getter name	Java type	See also
ascii	getString	java.lang.String	
bigint	getLong	long	
blob	getByteBuffer	java.nio.ByteBuffer	
boolean	getBoolean	boolean	
counter	getLong	long	
date	getLocalDate	java.time.LocalDate	Temporal types
decimal	getBigDecimal	java.math.BigDecimal	
double	getDouble	double	
duration	getCqlDuration	CqlDuration	Temporal types
float	getFloat	float	
inet	getInetAddress	java.net.InetAddress	
int	getInt	int	
list	getList	java.util.List	
map	getMap	java.util.Map<K, V>	
set	getSet	java.util.Set	

ResultSet - CQL to Java mapping (2)

CQL3 data type	Getter name	Java type	See also
smallint	getShort	short	
text	getString	java.lang.String	
time	getLocalTime	java.time.LocalTime	Temporal types
timestamp	getInstant	java.time.Instant	Temporal types
timeuuid	getUuid	java.util.UUID	
tinyint	getByte	byte	
tuple	getTupleValue	TupleValue	Tuples
user-defined types	getUDTValue	UDTValue	User-defined types
uuid	getUuid	java.util.UUID	
varchar	getString	java.lang.String	

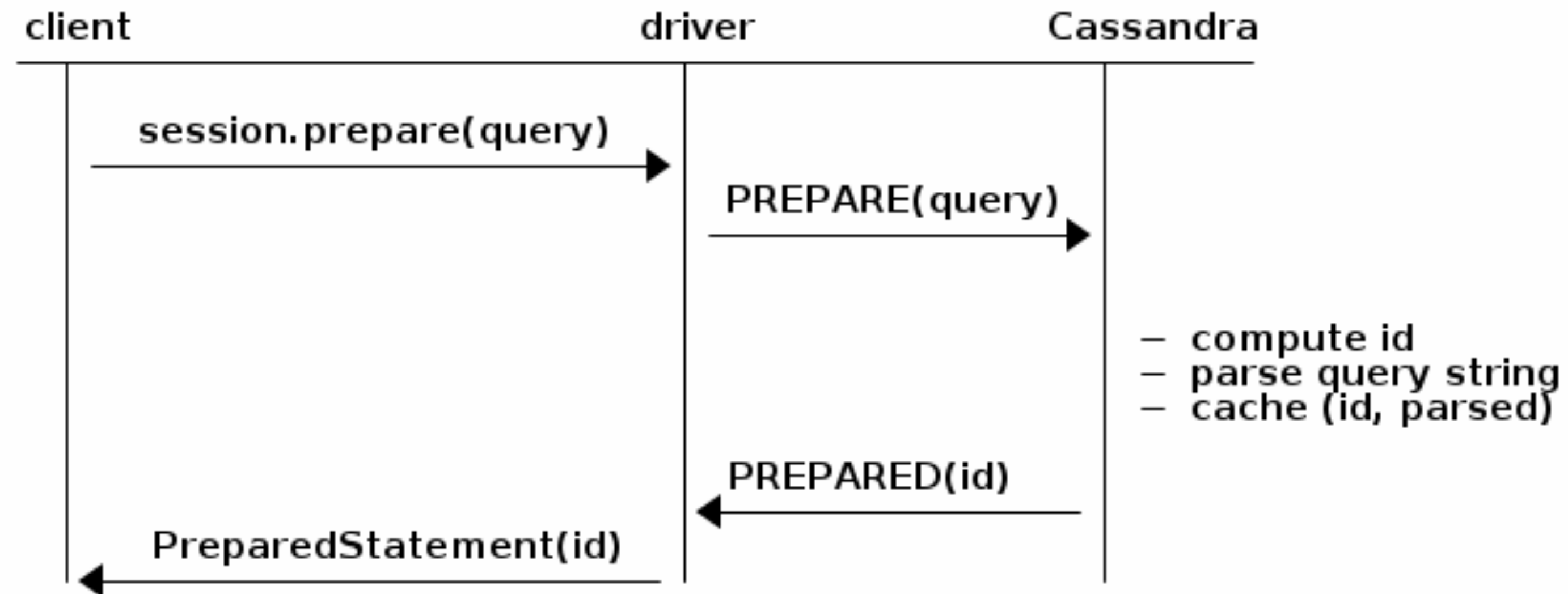
Prepared statements

Prepare a query string once, reuse with different values

- More efficient than simple statements for queries that are **used often**
- Requires query to be “saved” on the servers
thus - do not use with infrequent queries

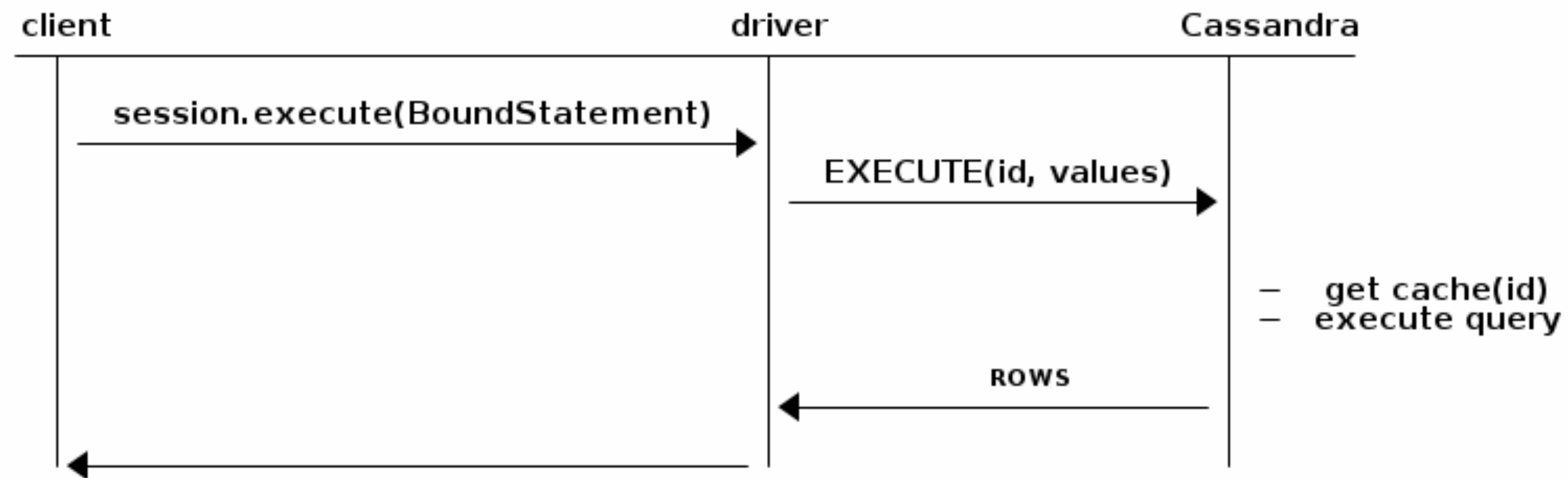
Prepared statements - logic (1)

- Cassandra stores the cached query on server



Prepared statements - logic (1)

- For queries, the cache id and raw value are sent



Prepared statements - advantages

- Saving parsing overhead
- Result set metadata is cached on the driver
saves bandwidth / resources
- Better CQL data types check
on driver, not on server
- **Calculates the partition key on the driver**
- More optimizations

Prepared statements - example (1)

```
// query using prepared statement (insert)
PreparedStatement pstmt =
    session.prepare("INSERT INTO users(user_id, name, age) VALUES(?,?,?);

BoundStatement bstmt = pstmt.bind()
    .setLong(0, 123)
    .setString(1, "Rubi Boim)
    .setInt(2, 21);

session.execute(bstmt);
```

Prepared statements - example (2)

```
// query using prepared statement (select)
PreparedStatement pstmt =
    session.prepare("SELECT * FROM users WHERE user_id=?");

BoundStatement bstmt = pstmt.bind()
    .setLong(0, 123);

ResultSet rs = session.execute(bstmt);
```